



LAYHER ALLROUND SCAFFOLDING® THE ALLROUND GUARDRAIL SYSTEM

Edition 06.2020
Ref. No. 8116.252

Quality management
certified as per
DIN EN ISO 9001



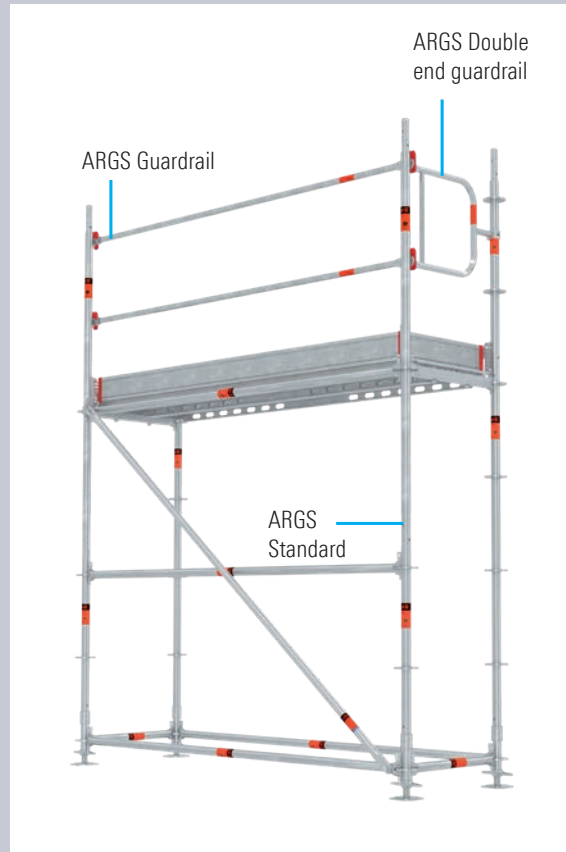
ALLROUND GUARDRAIL SYSTEM (ARGS)

ADVANCING SIDE PROTECTION IN THE SYSTEM

For advancing side protection in Allround Scaffolding without additional work steps, Layher has designed the Allround Guardrail System (ARGS). Using den ARGS standard and the ARGS guardrails, facade scaffolding using Allround Scaffolding with two-part advancing side protection can be provided – both on the inside and the outside – without the use of temporary side protection parts. Thanks to the innovative guardrail suspension, the ARGS Guardrails can be fitted from the secured level underneath, and then swung upwards together with the ARGS Standard. Compliance with one assembly direction for the scaffolding bays is not needed here. The ARGS standard meets the same high loading capacity requirements as a normal Allround Standard LW – the connection possibilities for the versatile Allround expansion parts are also maintained.

All further components, such as scaffolding decks, ledgers and diagonal braces, are taken from the extensive Allround Scaffolding construction kit.

Further information on film:
yt-ags-en.layher.com



Main components approved by building authority

The following general building authority approvals are available for the Allround Guardrail System:

- ▶ **ARGS Standard: Z-8.22-939**
- ▶ **ARGS Guardrail: Z-8.1-919 and Z-8.1-969**

A structural verification is available for assembly heights of up to **52 m in load class 3** with maximum bay lengths of 2.57 m. At the deck level, longitudinal ledgers are only needed on the outside of bracing bays – i.e. where vertical diagonal braces are installed. In individual cases, greater assembly heights can also be verified as part of project-specific verifications. For the Allround Guardrail System, comprehensive Instructions for Assembly and Use are available.

Digital planning

With the LayPLAN SUITE planning software, you improve planning certainty and cost transparency, meaning the profitability of your projects too. The current version of LayPLAN Classic now also contains a planning module for facade scaffolding using the Allround Guardrail System (ARGS).



Integrated system

With a few supplementary components, many different solutions can be offered – for new fields of business and customer groups. Thanks to uniform system dimensions, all our new products are – generally speaking – combinable with existing components of the Layher product portfolio – including earlier product generations. This ensures that investments are protected.

THE COMPONENTS

ONLY TWO MAIN COMPONENTS

ARGS Standard



The ARGS standard has the same load-bearing properties as the usual Allround Standard LW 2.00 m. The guardrail can be fitted completely without tools thanks to the red securing bar.

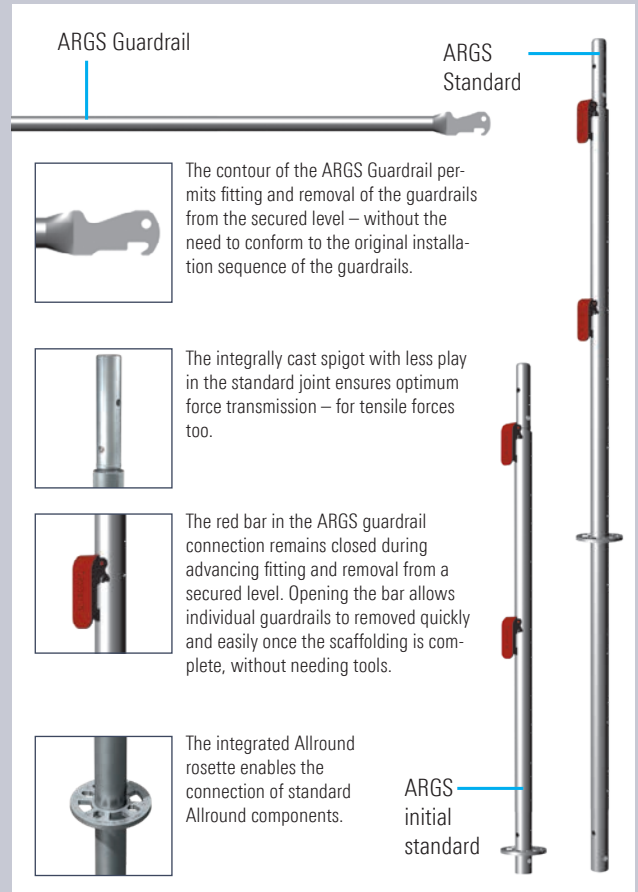
ARGS Guardrail

The innovative connection contour of the ARGS Guardrail enables the lightweight guardrail to be inserted into the closed guardrail connection of the ARGS standard from the level underneath, connected to the next ARGS standard and swung upwards together.

Further ARGS components

Further components are also available to complement the Allround Guardrail System as facade scaffolding in the Allround Scaffolding construction kit.

- ▶ ARGS double end guardrail for closing the scaffolding at its end. The double end guardrail too can be fitted from a secured level while advancing.
- ▶ ARGS initial standard  for even faster construction of the scaffolding. The initial standard replaces a base collar and a 1-metre Allround standard.
- ▶ Guardrail adapter  for assembly of outer and inner corners.




Efficient logistics

- ▶ Fewer and lighter parts for improved use of truck capacities.
- ▶ Good stackability of the sturdy components.
- ▶ Large selection of pallets for an individualised storage and transport concept.
- ▶ Solutions for practical vertical transport.

THE BENEFITS FOR YOU AT A GLANCE

- ▶ Collective protection while working on facade scaffolding using the Allround system.
- ▶ Rapid assembly and dismantling of the guardrail without tools.
- ▶ Advancing fitting of side protection on the inside and outside of the scaffolding is possible – without using additional temporary side protection components.
- ▶ Lightweight and compact components with low transport volume.
- ▶ Subsequent expansion of individual guardrails is possible, regardless of the assembly sequence.



Stacked tube pallet 125 with 80 ARGV Standards and 333 ARGV Guardrails

SIMPLE IN PLANNING AND APPLICATION.

EASY PLANNING AND JOB PREPARATION


- ▶ The Layher price lists for dependable costing.
- ▶ Extensive technical documentation plus the digital planning tools of LayPLAN SUITE for easy planning.
- ▶ Layher Scaffolding Information Modeling to support the digitalisation of processes.
- ▶ Assistance during planning by Layher's applications engineers.
- ▶ High delivery readiness.

Allowing you to always start your contracts without delay and complete them on schedule.

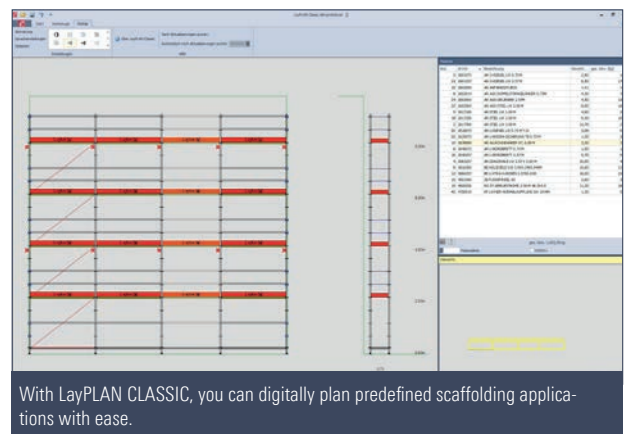
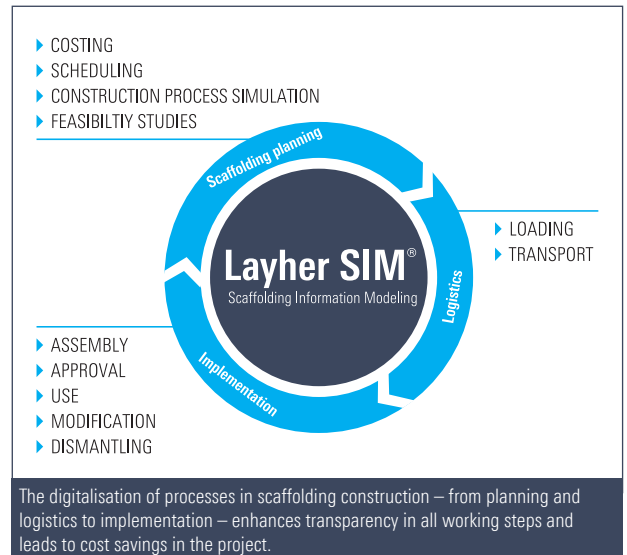
LayPLAN SUITE – your tool for SIM

With the integrated Layher software solution "LayPLAN SUITE", you have a practical tool for the SIM process:

- ▶ LayPLAN CLASSIC for an easy start in digital planning. Automated planning of predefined scaffolding applications with 3D visualisation for order acquisition.
- ▶ LayPLAN CAD for complex scaffolding structures as part of large-scale engineering scaffolding.
- ▶ LayPLAN MATERIAL MANAGER for automatic creation of material lists.
- ▶ LayPLAN VR VIEWER for realistic 3D visualisation.



3D visualisation in LayPLAN CLASSIC.



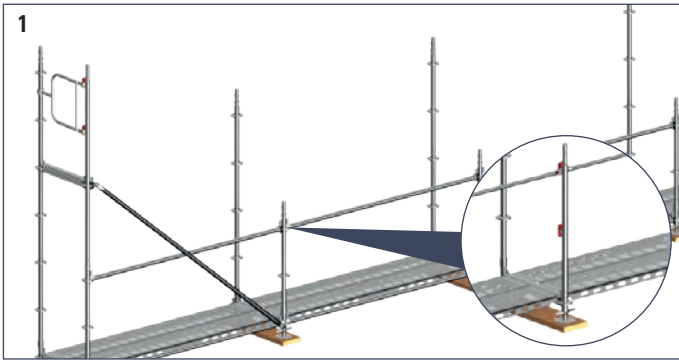
With LayPLAN CLASSIC, you can digitally plan predefined scaffolding applications with ease.



More complex scaffolding planning can be done using LayPLAN CAD

MORE SAFETY DURING ASSEMBLY AND USE.

ARGS ONLY ON THE OUTSIDE OF THE SCAFFOLDING – ASSEMBLY VARIANT 1

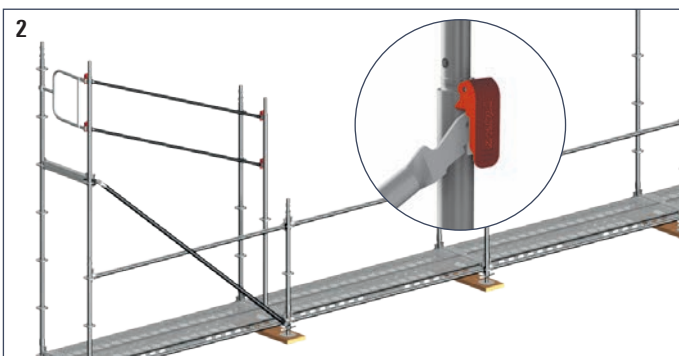


Start at the outside of the scaffolding with 1-metre standards. Fit the first ARGS Standard with previously fitted end guardrail. Fit a U-ledger and an Allround diagonal brace. As an alternative to the base collar and the 1-metre standard, the ARGS initial standard LW (see detail) can be used.

ARGS ON THE OUTSIDE OF THE SCAFFOLDING AND TOWARDS FACADE – ASSEMBLY VARIANT 2



The ARGS Standard permits advancing guardrail fitting both on the outside of the scaffolding and on both sides. In this case, start with a 1-metre standard on the inside of the scaffolding towards the facade, in the same way as on its outside. Further fitting is done identically to assembly variant 1.



Insert the guardrails into the already fitted ARGS standard. Despite the bar being closed, the guardrail can be assembled from the secured level. The guardrails are then connected to the next ARGS standard.



Swing it upwards, fit the ARGS Standard, install the U-ledger and insert the deck. The entire facade scaffolding can be safely assembled in the same way. Dismantling is in the reverse order.

DISMANTLING

Dismantling is in the reverse order to assembly. A fixed direction of dismantling does not have to be complied with, meaning maximum flexibility at the site.

CORNER SOLUTION



Using the ARGS guardrail adapter enables inner and outer corners to be assembled with system-integrated advancing side protection.

ADAPTATION TO TERRAIN



Since the Allround Guardrail System is completely integrated into the Allround construction kit, adaptation to the terrain is quick and easy thanks to the use of standard Allround components.

VERSATILE THANKS TO EXPANSION PARTS.

EXTERNAL PLATFORM STAIPTOWERS



With the Allround Guardrail System, external platform stairtowers too can be assembled with advancing side protection. These are required by TRBS 2121-1 rules when the access height exceeds 5 metres.


FLEXIBLE SCAFFOLDING WIDTHS



If larger work surfaces are required for reinforcing scaffolding, for example, the scaffolding width can be freely selected up to 3.07 m by using standard U-ledgers or O-ledgers.

FOR A SAFER STANCE: LAYHER SCAFFOLDING DECKS FOR EVERY REQUIREMENT


At Layher you'll find the right deck for every requirement, every type of use and every load class. They provide both a safer work surface and dependable bracing for the scaffolding. Layher scaffolding decks slide effortlessly into the U-sections of the U-ledgers. Three claws ensure optimum safety. The one-piece components are quick and easy to fit, ergonomic to handle, and sturdy and low-wear in use. During assembly and transport alike. Individual stamping is available as a theft deterrent if required.




Xtra-N deck – innovative plastic deck with aluminium stille section: easy to clean, with a long service life.



Steel deck LW – high-strength steel deck with markedly reduced component weight – for all load classes.

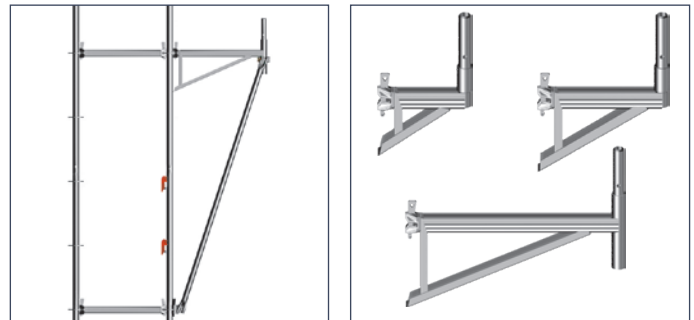


Stalu deck – lightweight aluminium deck with strong, riveted steel caps.

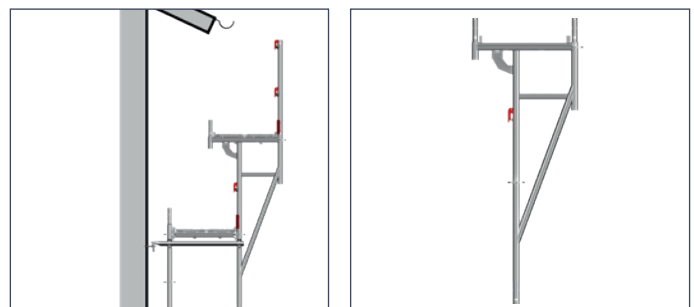


Robust deck – plywood deck with aluminium stille section.

FURTHER EXPANSION PARTS



Allround brackets



ARG S Eaves bracket

Thanks to the extensive Allround Scaffolding construction kit, a wide variety of expansion parts and supplementary components is available. It covers brackets, easily attachable to both the inside and the outside of the scaffolding by wedge connection to the vertical standard; lattice beams; or bridging and strengthening systems integrated into the system, such as the Allround FW System. There is also full combinability with the Layher roof systems which can be assembled on ARG S support scaffolding.

FUTURE-PROOF.



Roof repair



Church repair



Church repair



Facade repair



New building



Building shell


STRONG PARTNERSHIP.



WE MAKE, BUT WE DON'T BUILD

We at Layher are convinced that close and trusting cooperation between manufacturer, scaffolding company and scaffolding user is the right model to ensure successful work on construction sites and projects. With this strategic partnership, jointly defined objectives can be achieved technically, economically and more safely. The power of partnership creates **more possibilities**.

- ▶ Digital planning with the LayPLAN SUITE.
- ▶ Continual product innovations and design improvements.
- ▶ Close-knit network of service centres.
- ▶ Large stocks and rapid material availability.
- ▶ Advancing guardrail systems for compliance with the latest laws and regulations.
- ▶ System-integrated expansion parts.
- ▶ Assistance by Layher's applications engineers – from advice on applications and construction sites to implementation planning and project support.
- ▶ Expert assemblers and technical assistance at the construction site.
- ▶ Technical seminars providing regular further training for your employees.
- ▶ Regular get-togethers with talks on current topics and issues in the market and for exchanging views with colleagues in the industry.
- ▶ Financing options.
- ▶ Dependability.



Layher 

More Possibilities. The Scaffolding System.

Wilhelm Layher GmbH & Co KG
Scaffolding Grandstands Ladders

Ochsenbacher Strasse 56
74363 Gueglingen-Eibensbach
Germany

Post Box 40
74361 Gueglingen-Eibensbach
Germany
Phone +49 (0)7135 70-0
Fax +49 (0)71 35 70-265
E-mail info@layher.com
www.layher.com

